



AVAILABLE COLOURS

Standard colour



5015



7024



7035



9005



1004



2008



3000



6011




9010



1013



8019



5018

Other available references

CANTILEVER racking

LIGHT and SEMI HEAVY



THE SOLUTION FOR YOUR STORAGE



A WEALTH OF KNOWLEDGE AND EXPERTISE AT YOUR FINGERTIPS

creation**tosfield**impression - www.tosfield.be

LIGHT CANTILEVER racking

For manual and easy storage of your lengths...

- An **optimised** area
- **Easy to assemble** by yourself, without wall fixing
- **Easy access** to your products
- Possibility of different colours between arms, column and base



Single-sided

① COLUMN 140x40x3 mm

With a 100 mm pitch.

Loading capacities per column (u.d.l.)				
Heights	1.750 mm	2.000 mm	2.500 mm	3.000 mm
Single sided	890 kg	960 kg	810 kg	715 kg
Double sided	1.790 kg	1.920 kg	1.620 kg	1.430 kg

② BASE

Single or double sided made up with 2 « U » profiles 150x50x3 mm to bolt on the column.

Possibility of asymmetrical bases.

Optional: Fix or removable arm stops directly welded on the base


Lengths: from 300 to 800 mm.

③ BRACING

Tubular welded frame to bolt between 2 columns in order to keep the distance c/c

Lengths: 750, 1.000, 1.250 and 1.500 mm

④ ARMS



a Standard arm with plastic cap.

b Arm with fix arm stop H. 40 mm welded at the end.

c Arm with removable arm stop H.100 mm and a welded support at the end.

Loading capacities per arm (u.d.l.)		
Arms Lengths	Profiles	
	80x40x2 mm	40x40x2 mm
300 mm	540 kg	246 kg
400 mm	403 kg	184 kg
500 mm	320 kg	149 kg
600 mm	261 kg	124 kg
700 mm	218 kg	106 kg
800 mm	186 kg	92 kg




Double-sided

SEMI HEAVY CANTILEVER racking

Safe and answering all your requirements...

- **Strong construction** and conform to the European norms
- To **optimise** your storage



Single-sided

① COLUMN 200x80x3 mm

With a 100 mm pitch.

Loading capacities per column (u.d.l.)					
Heights	2.000 mm	2.500 mm	3.000 mm	3.500 mm	4.000 mm
Single sided	2.240 kg	1.925 kg	1.700 kg	1.520 kg	1.390 kg
Double sided	4.480 kg	3.850 kg	3.400 kg	3.040 kg	2.770 kg

② BASE

Single or double sided made up with 2 « C » profiles 200x80x25x3 mm to bolt on the column.

Possibility asymmetrical bases.

Options: Fix or removable arm stops directly on the base


Lengths: from 300 to 1200 mm.

③ BRACING

Tubular welded frame to bolted between 2 columns in order to keep the distance C/C

Lengths: 750, 1.000, 1.250 and 1.500 mm


④ ARMS



a Standard arm with plastic cap.

b Arm with fix arm stop H. 40 mm welded at the end.

c Arm with removable arm stop H.100 mm and a welded support at the end.



Double-sided

Loading capacities per arm (u.d.l.)			
Arms Lengths	Profiles		
	80x60x3 mm	80x40x2 mm	40x40x2 mm
300 mm	1.200 kg	450 kg	240 kg
400 mm	800 kg	320 kg	180 kg
500 mm	600 kg	250 kg	140 kg
600 mm	500 kg	200 kg	120 kg
700 mm	400 kg	150 kg	100 kg
800 mm	350 kg	130 kg	90 kg
1.000 mm	275 kg	95 kg	70 kg
1.200 mm	200 kg	70 kg	